

OKLAHOMA

MEN'S BASKETBALL

Mike Houck, Associate Communications Director

McClendon Center for Intercollegiate Athletics

180 West Brooks, Suite 2525 | Norman, OK 73019

Office: (405) 325-8227 | Cell: (405) 249-5892 | E-Mail: mhouck@ou.edu

www.SoonerSports.com | Twitter: @SoonerSportscom; @SoonerHoops; @LonKruger

26 NCAA Tournaments | 4 Final Fours | 14 Conference Championships | 30 All-Americans | 27 Postseason Appearances In The Last 30 Years

Oklahoma Schedule

N1 NORTHEASTERN STATE (Ex.) W 85-51
N6 WASHBURN (Ex.) W 85-59

N11 IDAHO STATE W 78-74
N18 COPPIN STATE W 92-65
N24 vs. Washington State # W 74-59
N25 vs. Santa Clara # W 85-73
N27 vs. Saint Louis # L 63-83

D2 SACRAMENTO STATE 7 p.m. SSN
D8 ORAL ROBERTS 7 p.m. SSN
D10 ARKANSAS 2 p.m. SSN
D17 vs. Houston \$ 7 p.m. ESPNU
D21 SOUTH CAROLINA STATE 7 p.m. SSN
D29 at Cincinnati % 8 p.m. ESPNU
D31 NORTHWESTERN STATE 2 p.m. SSN

J3 at Missouri 7 p.m. MSN
J7 KANSAS 1 p.m. ESPNU
J9 at Oklahoma State 6 p.m. ESPNU
J14 KANSAS STATE 12:30 p.m. Big 12
J17 TEXAS TECH 7 p.m. Big 12
J21 at Texas A&M 3 p.m. Big 12
J24 BAYLOR 7 p.m. Big 12
J28 at Kansas State 6 p.m. FSKC

F1 at Kansas 8 p.m. ESPNU
F4 IOWA STATE 5 p.m. ESPN/2
F6 MISSOURI 6 p.m. ESPNU
F11 at Texas Tech 7 p.m. TTSN
F14 TEXAS 7 p.m. Big 12
F18 at Iowa State 12:30 p.m. Big 12
F22 OKLAHOMA STATE 7 p.m. Big 12
F25 at Baylor 12:30 p.m. Big 12
F29 at Texas 8 p.m. ESPN2

M3 TEXAS A&M 3 p.m. Big 12
M7-10 Big 12 Championship ^ TBD B12/ESPN
M15-18 NCAA First/Second Rounds TBD CBS
M22-25 NCAA Regionals TBD CBS
M31/A2 NCAA Final Four TBD CBS

All times Central and subject to change

76 Classic (Anaheim, Calif.)

\$ All-College Classic (Oklahoma City)

% at U.S. Bank Arena

^ Kansas City, Mo.

"Big 12" is Big 12 Network regional television

"MSN" is Mizzou Sports Network

"FSKC" is Fox Sports Kansas City

"TTSN" is Texas Tech Sports Network

Radio (Sooner Sports Network)

Play-by-Play.....Toby Rowland

Analyst.....Mike Houck

TV (Sooner Sports Network)

Play-by-Play.....Bob Carpenter

Analyst.....Billy Tubbs

OKLAHOMA (4-1)
SOONERS**At a Glance**

Date Friday, Dec. 2
Site Norman, Okla.
Tip Time 7 p.m. CT
Radio KOKC 1520 AM in OKC;
..... KTBB 1430 AM in Tulsa
TV KAUT Ch. 43 in OKC;
..... KQCW Ch. 19 in Tulsa; ESPN Full Court
Series OU leads 1-0

SACRAMENTO STATE (3-3)
HORNETS**PROJECTED OKLAHOMA STARTERS**

4 ANDREW FITZGERALD • F
6-8 • 247 • Jr. • Baltimore, Md.
Brewster Academy (N.H.)

PTS	REB	BLK	MIN
8.4	6.2	1.0	23.8



NOTES: Averaged 8.3 points and 7.3 rebounds in three 76 Classic games last week (rebound average ranked second in tournament)... Recorded a 12-point, career-high-tying 13-board effort against Santa Clara in 76 Classic second round ... An honorable mention All-Big 12 selection last year who started all 32 games ... Scored at least 15 points 12 times last year and at least 20 points four times ... Led OU's regulars with a .486 field goal mark.

24 ROMERO OSBY • F
6-8 • 232 • Jr. • Meridian, Miss.
Mississippi State University

PTS	REB	AST	MIN
12.0	8.4	1.0	27.0



NOTES: Transfer from Mississippi State ... Averaging 12.0 points and team-high 8.4 rebounds (ranks fourth in Big 12) ... Has grabbed 10 rebounds in three of his five outings (six in each of other two)... Registered double-doubles in his first two games ... Notched career highs of 17 points, 10 boards and 4 assists vs. Idaho State in opener ... Shooting .467 from field and .762 from free throw line ... Rated No. 57 out of high school by Rivals.com.

1 SAM GROOMS • G
6-1 • 203 • Jr. • Greensboro, N.C.
Chipola College (Fla.)

PTS	REB	AST	MIN
7.2	3.6	5.2	28.8



NOTES: Averaged 7.0 points and 5.7 assists last week in Anaheim (4.3 assist/turnover ratio) ... Tied 76 Classic record with 10 assists (one turnover) vs. Washington State ... Ranks second in Big 12 with his 2.9 season assist/turnover ratio and third in assists per game (5.2) ... Leads team with 19 free throw makes and 28 attempts ... Rated as country's No. 3 juco prospect last year by JucoRecruiting.com ... Signed with South Florida out of high school.

2 STEVEN PLEDGER • G
6-4 • 222 • Jr. • Chesapeake, Va.
Atlantic Shores Christian School

PTS	REB	FG%	MIN
17.8	3.5	.520	27.8



NOTES: Ranks fourth in Big 12 in scoring (17.8), third in treys per game (2.8), fourth in field goal percentage (.520) and seventh in 3-point percentage (.423) ... Scored 26 points against Santa Clara last Friday (second highest career total) to go along with a career-high seven rebounds ... Named to 76 Classic all-tournament team (averaged 17.0 points) ... Scored 38 points at Iowa State last year with the help of seven 3-point makes.

21 CAMERON CLARK • G
6-6 • 198 • So. • Sherman, Texas
Sherman High School

PTS	REB	AST	MIN
8.4	3.4	1.4	25.0



NOTES: Averaged 12.0 points on .469 field goal shooting in three 76 Classic games after averaging 3.0 points on .167 shooting in first two games of season ... Coming off a season-high 14-point outing against Saint Louis ... Started all 32 games last year and averaged 9.4 points (ranked fourth on team) and 4.5 rebounds ... Shot .474 from field and .373 from 3-point range ... A consensus national top-40 recruit coming out of high school.

OKLAHOMA'S TOP RESERVES

No.	Name	Position	Height	Weight	Class	Points	Rebounds	Assists	Minutes
15	Tyler Neal	F	6-7	227	So.	5.0	3.2	0.4	14.0
14	Carl Blair	G	6-2	205	Jr.	4.6	1.4	2.4	15.0
32	Casey Arent	C	6-10	227	Jr.	3.2	3.2	0.3	11.4
5	C.J. Washington	F	6-7	230	Sr.	2.0	4.0	0.8	9.8
31	Barry Honoré	F	6-7	270	Sr.	0.8	0.6	0.0	3.4

PROJECTED SACRAMENTO STATE STARTERS

No.	Name	Position	Height	Weight	Class	Points	Rebounds	Assists	Minutes
3	Joe Eberhard	F	6-6	210	Jr.	12.5	7.2	1.3	37.8
32	John Dickson	F	6-6	195	Jr.	12.3	4.8	0.5	22.8
41	Konner Veteto	C	6-8	265	Jr.	10.8	4.2	0.8	17.8
5	Dylan Garrity	G	6-2	170	Fr.	5.2	2.7	7.0	34.7
22	Heath Hoffman	G	6-3	200	Sr.	4.3	1.7	0.5	14.7

Head Coach Lon Kruger

► Lon Kruger was named Oklahoma's 14th head men's basketball coach on April 1, 2011.

► Owns a 483-305 (.613) collegiate record over 25 years.

► Has coached at Texas-Pan American (52-59 record from 1982-86), Kansas State (81-46 from 1986-90), Florida (104-80 from 1990-96), Illinois (81-48 from 1996-00) and UNLV (161-71 from 2004-10).

► Served as head coach of NBA's Atlanta Hawks from 2000-03 (69-122 record) and was an assistant for New York Knicks (2003-04 season).

► Averaged 25.4 wins at UNLV over the last five years (four NCAA appearances and one NIT trip) and won at least 21 games each of those five seasons.

► Coached UNLV to a 55-25 (.688) Mountain West Conference record the last five seasons.

► Has taken teams to 13 NCAA Tournaments (14-13 record) and four NITs (4-5 record).

► Coached Florida to the 1994 Final Four, Kansas State to the 1988 Elite Eight and UNLV to the 2007 Sweet 16.

► Has led all five of the college programs he has coached to 20-win seasons.

► Is one of five coaches in Division I college basketball history to take four different schools to the NCAA Tournament and is one of three coaches to win an NCAA Tournament game at four schools.

► Is one of just two head coaches in Division I history to lead at least four different schools to multiple NCAA Tournament wins.

► Is one of four coaches to lead three different schools to NCAA Sweet 16 appearances.

Lon Kruger Year by Year

Year	School	Record	Pct.
1982-83	Pan American	7-21	.250
1983-84	Pan American	13-14	.481
1984-85	Pan American	12-16	.429
1985-86	Pan American	20-8	.714
1986-87	* Kansas State	20-11	.645
1987-88	* Kansas State	25-9	.735
1988-89	* Kansas State	19-11	.633
1989-90	* Kansas State	17-15	.531
1990-91	Florida	11-17	.393
1991-92	^ Florida	19-14	.576
1992-93	^ Florida	16-12	.571
1993-94	* Florida	29-8	.784
1994-95	* Florida	17-13	.567
1995-96	Florida	12-16	.429
1996-97	* Illinois	22-10	.688
1997-98	* Illinois	23-10	.697
1998-99	Illinois	14-18	.438
1999-00	* Illinois	22-10	.688
2004-05	^ UNLV	17-14	.548
2005-06	UNLV	17-13	.567
2006-07	* UNLV	30-7	.811
2007-08	* UNLV	27-8	.771
2008-09	^ UNLV	21-11	.656
2009-10	* UNLV	25-9	.735
2010-11	* UNLV	24-9	.727
2011-12	Oklahoma	4-1	.800
Totals		483-305	.613

* NCAA Tournament

^ National Invitation Tournament



FRIDAY'S GAME BASICS

Oklahoma (4-1) returns home after a second-place finish in the eight-team 76 Classic to host Sacramento State (3-3) on Friday at 7 p.m. CT. The Sooners posted double-digit wins over Washington State and Santa Clara last week in Anaheim, Calif., before falling to Saint Louis in the championship game. Sacramento State is coming off a 77-51 loss at Cal Poly on Wednesday. Friday's contest will air on the Sooner Radio Network (KOKC AM 1520 in Oklahoma City; KTBZ AM 1430 in Tulsa) with **Toby Rowland** and **Mike Houck** announcing. The game will be televised by the Sooner Sports Network (KAUT Ch. 43 in OKC; KQCW Ch. 19 in Tulsa; ESPN Full Court) with **Bob Carpenter** and **Billy Tubbs** calling the action.

SOONER UPDATE

► Oklahoma is averaging 78.4 points per game after averaging 66.0 last season. After recording a season high of 84 points last year, OU has already scored 85 points twice in five games this season.

► The Sooners' pressure defense under new head coach **Lon Kruger** has boosted the team's offense through three regular season games. Opponents have averaged 15.4 turnovers, resulting in an average of 16.2 points per contest for OU on the other end of the floor.

► Rebounding was mentioned by Kruger several times in the preseason as a concern of his for 2011-12. However, OU has outboarded four of its five opponents and ranks 14th nationally with its +10.6 margin per contest. Included was a +34 effort against Coppin State (61-27) and a +16 margin against Santa Clara (49-33). The Sooners own an 89-52 offensive rebounding advantage on the year and have scored 72 second-chance points to their opponents' 41.

► Kruger has spread the wealth when it comes to playing time, with eight players averaging at least 14.0 minutes a game and another averaging 11.4. No Sooner averages more than 28.8 minutes an outing.

► Junior college transfer **Sam Grooms** ranks third in the Big 12 Conference with his 5.2 assists per game (Texas' **J'Covan Brown** averages a league-high 5.8) and ranks second with his 2.9 assist-to-turnover ratio (26 assists and nine turnovers).

► After averaging 3.0 points on .167 (3-for-18) field goal shooting in OU's first two games, sophomore guard **Cameron Clark** is averaging 12.0 points on .469 (15-for-32) shooting over the last three contests. He scored 11 points against both Washington State and Santa Clara last week in Anaheim, and netted a season-high 14 in the 76 Classic championship game against Saint Louis.

► Junior guard **Steven Pledger** has scored in double figures in all four games this season and has two outings of at least 20 points (14 and 11 in the others). In 32 games last year, Pledger scored 20 or more just three times. He is shooting a team-high .520 from the field this year after shooting a combined .386 his first two seasons.

► Junior forward **Romero Osby** has grabbed 10 rebounds in three of his first five games and six boards in each of the other two. He ranks fourth in the Big 12 with his

Stats Comparison



CATEGORY	OU	SS
Overall Record	4-1	3-3
Points Per Game	78.4	66.0
Opp. Points Per Game	70.8	65.8
Rebounds Per Game	42.8	33.7
Rebounding Margin	+10.6	+2.0
Field Goal Pct.	.432	.458
Opp. Field Goal Pct.	.435	.458
3-Point Pct.	.376	.296
Opp. 3-Point Pct.	.371	.327
Free Throw Pct.	.712	.688
Personal Fouls Per Game	19.0	18.3
Assists Per Game	13.0	13.5
Turnovers Per Game	12.8	12.0
Blocked Shots Per Game	3.8	2.0
Steals Per Game	5.2	3.7



► Steven Pledger

No.	Name	Position	Height	Weight	Class	Hometown (Last School)
1	Sam Grooms	G	6-1	203	Jr.	Greensboro, N.C. (Chipola College [Fla.])
2	Steven Pledger**	G	6-4	222	Jr.	Chesapeake, Va. (Atlantic Shores Christian School)
3	T.J. Franklin	G	5-11	175	Sr.	Fort Worth, Texas (North Crowley HS)
4	Andrew Fitzgerald**	F	6-8	247	Jr.	Baltimore Md. (Brewster Academy [N.H.])
5	C.J. Washington*	F	6-7	230	Sr.	Stringtown, Okla. (Connors State JC)
12	Jarrod Kruger#	G	6-1	174	So.	Topeka, Kan. (Kansas State University)
13	James Frascilla	G	5-10	142	Fr.	Dallas, Texas (Highland Park HS)
14	Carl Blair*	G	6-2	205	Jr.	Houston, Texas (University of New Orleans)
15	Tyler Neal*	F	6-7	227	So.	Oklahoma City, Okla. (Putnam City West HS)
21	Cameron Clark*	G	6-6	198	So.	Sherman, Texas (Sherman HS)
22	Amath M'Baye#	F	6-9	214	Jr.	Bordeaux, France (University of Wyoming)
24	Romero Osby	F	6-8	232	Jr.	Meridian, Miss. (Mississippi State University)
31	Barry Honoré*	F	6-7	270	Sr.	Garland, Texas (Southern University)
32	Casey Arent	C	6-10	227	Jr.	Penryn, Calif. (Sierra College)

* Letters earned at Oklahoma #Sitting out 2011-12 season

2011-12 Big 12 Standings

Through Wednesday, Nov. 30

Team	Big 12			Overall		
	W	L	Pct.	W	L	Pct.
Baylor	0	0	.000	6	0	1.000
Missouri	0	0	.000	6	0	1.000
Kansas State	0	0	.000	3	0	1.000
Texas A&M	0	0	.000	5	1	.833
Oklahoma	0	0	.000	4	1	.800
Iowa State	0	0	.000	5	2	.714
Kansas	0	0	.000	4	2	.667
Oklahoma State	0	0	.000	4	2	.667
Texas	0	0	.000	4	2	.667
Texas Tech	0	0	.000	3	3	.500



Oklahoma Quick Facts

Official Name: University of Oklahoma

Location: Norman, Okla.

Founded: 1890

Enrollment: 30,092

Nickname: Sooners

Colors: Crimson and Cream

President: David L. Boren

Athletics Director: Joe Castiglione

Arena: Lloyd Noble Center (12,000)

First Year of Basketball: 1907-08

NCAA Tournament Appearances: 26

NIT Appearances: 7

All-Time Record: 1,529-979 (.610)

Regular Season Conference Championships: 14 (1928, 1929, 1939, 1940, 1942, 1944, 1947, 1949, 1979, 1984, 1985, 1988, 1989, 2005)

Conference Tournament Championships: 7 (1979, 1985, 1988, 1990, 2001, 2002, 2003)

Head Coach: Lon Kruger (Kansas State '75)

Career Record: 483-305 (26th year)

Oklahoma Record: 4-1 (first year)

NCAA Appearances: 13 (most recent 2011)

NIT Appearances: 4 (most recent 2009)

Assistant Coaches: Chris Crutchfield (Nebraska-Omaha '92), Steve Henson (Kansas State '90), Lew Hill (Wichita State '88)

Director of Operations: Mike Shepherd (Kansas State '92)

Director of Student-Athlete Performance: Jozsef Szendrei (Oklahoma '03)

Video Coordinator: Scott Thompson

Equipment Manager: Marco Griego

Graduate Managers: Wade Mason, Teddy Owens

Athletics Trainer: Alex Brown

Team Physician: Dr. Brock Schnebel

Official Website: SoonerSports.com

8.4 rebounds per contest and second with his 3.8 offensive boards per outing.

► Friday's OU win over Santa Clara leaves Kruger just 17 victories shy of 500 for his career. He ranks second among current Big 12 head coaches with 483 career wins (Texas' **Rick Barnes** has 529 victories).

PREVIEWING SACRAMENTO STATE

Big Sky Conference member Sacramento State enters Friday's game with a 3-3 record. The Hornets started 3-1 on the year but have lost their last two contests, including a 77-51 decision at Cal Poly on Wednesday. Their wins have come at home against Menlo College (70-56) and Central Arkansas (75-54), and on the road against UC Davis (69-61). They also lost at Washington State (79-68) and at home to McNeese State (68-63). Last year they posted a 7-21 record and tied for eighth place in league play with a 4-12 mark.

Three Hornets are averaging double figures in scoring, with junior guard/forward **Joe Eberhard** leading the way at 12.5 points per game. Eberhard is shooting .483 from the field and also averages a team-high 7.2 rebounds. He has played at least 34 minutes in each contest and scored in double figures the first five games of the year (included was a string of three straight 16-point outings). Junior forward **John Dickson** is averaging 12.3 points and 4.8 rebounds to rank second on the team in each category. His 21 points at Washington State are the most scored by a Hornet this season. Junior center Konner Veteto contributes 10.8 points and 4.2 rebounds per game while shooting .513 from the field. After scoring three points in the season opener (played eight minutes), Veteto is averaging 12.8 points in his last four outings (did not play at Washington State). Freshman point guard **Dylan Garrity** is averaging 7.0 assists per game and entered the week ranked in the top five nationally in the category. Senior center **Josh McCarver** has made 16 of his 18 field goal attempts on the year for a sparkling .889 mark.

Sacramento State is under the direction of fourth-year head coach **Brian Katz**, who is 21-72 (.226) at the school. Before Sacramento State, Katz spent 19 years as a junior college coach in California, racking up a 435-185 (.702) record.

OU-SACRAMENTO STATE SERIES HISTORY (LAST YEAR'S BOX SCORE ON PAGE 12 OF THESE NOTES)

The lone previous meeting in the Oklahoma-Sacramento State series came last year in Norman, a 66-53 Sooners win on Dec. 21. Then-freshman **Calvin Newell** snapped a four-game scoreless streak and finished with 17 points (his most all season) in 17 minutes off the bench. Newell drained a career-high five 3-pointers on six attempts. Senior guard **Cade Davis**, who was 6-for-10 from the field, was the only other Sooner in double figures with 15 points. OU made 10 treys on 22 attempts for a .455 mark and shot .463 overall. The Hornets shot .300 (6-for-20) from behind the arc and .352 overall. Sacramento State held a 37-33 rebounding advantage and scored 12 second-chance points to OU's four, but committed 16 turnovers to the Sooners' 11. Hornets senior **Sultan Toles-Bey** scored 21 points, his team's only player in double figures.

NEWELL TRANSFERRING

Oklahoma head coach **Lon Kruger** announced Thursday that sophomore guard **Calvin Newell** has decided to transfer. Newell, from Philadelphia, Pa., was OU's second-leading scorer this season at 13.0 points per game. He averaged 19.6 minutes a contest and shot .490 from the field, .385 from 3-point range (10-for-26) and .714 from the free throw line (5-for-7). Newell led the Sooners in scoring with a career-high 19 points against Idaho State in the season opener and 18 points versus Washington State last week.

"I met with Coach Kruger this morning and told him I've been dealing with issues regarding my family the past few months and that I've felt distracted lately," said Newell on Thursday. "I feel I need to get back closer to home and that's why I've made this decision. I like this team a lot and I know they'll do well. I'll be cheering them on."

Said Kruger, "We'll definitely miss Calvin. He's been a key contributor this season and a guy who's scored the basketball for us. However, I respect his decision and the issues he's facing, and certainly wish him the best."

As a freshman last year, Newell averaged 3.5 points and 1.5 assists in 12.5 minutes a game.

BUNCH OF HOMERS

Oklahoma has dominated home non-conference games over the last decade, winning 87 of its last 89 non-league contests inside Lloyd Noble Center going back to Jan. 3, 2000 (good for a .977 winning percentage). Included was a streak of 49 non-conference home victories that was snapped by Villanova, 67-51, on Dec. 6, 2006. The only other home non-conference loss during the last 89 games was a 66-62 defeat at the hands of Stephen F. Austin in the 2007-08 season. The current win string stands at 29 games.

THE OSBY SHOW

Junior forward **Romero Osby** has begun his OU career with a bang following a two-year stint at Mississippi State where he averaged 4.2 points and 2.6 rebounds. The 6-8, 232-pounder, who sat out last season for the Sooners after transferring and was labeled the team's best player in practice by former head coach **Jeff Capel**, is averaging 12.0 points and a team-high 8.4 rebounds (ranks fourth in Big 12) in 27.0 minutes per contest through three outings. He is shooting .467 from the floor and .762 (16-for-21) from the free throw line while making two of his five 3-point attempts. He recorded double-doubles in each of OU's first two games, registering career highs of 17 points, 10 rebounds and four assists in 31 minutes versus Idaho State and 11 points and 10 boards against Coppin State in only 22 minutes. He ranks second in the Big 12 with his 3.8 offensive rebounds per game. Osby has scored at least nine points and grabbed at least six rebounds in all five games.

PLEDGER A MODEL OF EFFICIENCY

Junior guard **Steven Pledger** has been extremely productive in his four appearances, averaging 17.8 points in only 27.8 minutes per outing (last year he averaged 10.9 points in 30.0 minutes a contest). Twice this season his 40-minute point projection exceeded 33 (scored 20 points in 20 minutes against Coppin State and netted 26 points in 31 minutes versus Santa Clara). Pledger is shooting .520

AP Top 25 Poll**November 28**

School	Record
1. Kentucky (46)	6-0
2. Ohio State (17)	6-0
3. Duke (2)	7-0
4. Syracuse	6-0
5. North Carolina	5-1
6. Louisville	5-0
7. Baylor	5-0
8. Connecticut	6-1
9. Wisconsin	6-0
10. Florida	4-1
11. Xavier	4-0
12. Alabama	7-0
13. Missouri	6-0
14. Michigan	5-1
15. Kansas	3-2
16. Marquette	5-0
17. Pittsburgh	5-1
18. UNLV	7-0
19. Gonzaga	4-0
20. Vanderbilt	5-1
21. Mississippi State	7-1
22. Memphis	2-2
23. Saint Louis	6-0
24. California	5-1
25. Texas A&M	4-1

ESPN/USA Today Top 25 Poll**November 28**

School	Record
1. Kentucky (22)	6-0
2. Ohio State (8)	6-0
3. Syracuse (1)	6-0
4. Duke	7-0
5. North Carolina	5-1
6. Louisville	5-0
7. Wisconsin	6-0
8. Baylor	5-0
9. Florida	4-1
10. Connecticut	6-1
11. Xavier	4-0
12. Alabama	7-0
13. Missouri	6-0
14. Kansas	3-2
15. Michigan	5-1
16. Marquette	5-0
17. Pittsburgh	5-1
18. Gonzaga	4-0
19. Vanderbilt	5-1
20. UNLV	7-0
21. Memphis	2-2
22. Creighton	5-0
23. California	5-1
24. Mississippi State	7-1
25. Saint Louis	6-0

OU opponents and potential opponents in **bold**

from the field to rank fourth in the Big 12 and .423 (11-for-26) from 3-point range to rank seventh in the league after posting respective marks of .393 and .350 last season.

Pledger entered this season with 106 career 3-pointers (**Terry Evans** and **Lawrence McKenzie** are the only Sooners to make more treys through their sophomore year).

KRUGER ADDS HENRY, COLE TO 2012 RECRUITING CLASS

Head coach **Lon Kruger** announced the addition of **Jarion Henry** and **C.J. Cole** to the Sooners' 2012 recruiting class on Wednesday.

Henry is a 6-9, 205-pound left-handed forward from Dallas, Texas, who attends La Jolla Prep in San Diego, Calif. He is ranked No. 119 nationally in the 2013 recruiting class by Rivals.com and is regarded as the country's 26th-best small forward. His father, **Skeeter Henry**, was a wing for the Sooners in the 1988-89 and 1989-90 seasons, earning first-team All-Big Eight honors as a senior when OU finished the regular season ranked No. 1 in the AP poll. Jarion (pronounced JAIR-ee-on) Henry signed with New Mexico last fall out of Kimball High School in Dallas, where he helped the Knights to a 38-3 record and Class 4A state title by averaging 14.8 points, 13.1 rebounds and 8.6 assists per game. He was a first-team all-area selection by the Dallas Morning News.

Cole is a 6-7, 220-pound forward from Sperry, Okla., who attends Sperry High School. He is a two-time all-state selection who last year as a junior averaged 22.9 points and 15.3 rebounds per contest while shooting 61 percent from the field. Through two games this year, Cole is averaging 28.0 points. He owns a 4.25 grade-point average (on a 4.0 scale) and ranks No. 1 in his class academically.

Henry and Cole join top-100 signees **Buddy Hield** and **Jelon Hornbeak** as members of OU's 2012 recruiting class. Guards who signed on Nov. 9, Hield is ranked No. 94 in the country by Rivals.com and Hornbeak is ranked No. 89.

CASTIGLIONE NAMED TO DIVISION I MEN'S BASKETBALL COMMITTEE

OU Vice President of Intercollegiate Athletics Programs and Director of Athletics **Joe Castiglione** has been appointed to the NCAA Division I Men's Basketball Committee, the NCAA announced Nov. 16. Castiglione is replacing former Big 12 Conference Commissioner **Dan Beebe**, and will serve out the remainder of Beebe's term through the 2012-13 season.

"It is an honor to serve with this prestigious committee; a committee that has provided outstanding leadership through the years," Castiglione said. "The NCAA basketball tournament has emerged as one of this country's greatest sporting events. I recognize and embrace the high expectations that come with this role and look forward to working with my colleagues in presenting the best of college basketball. I fully understand that this assignment requires a great deal of preparation and I'm excited to get started."

SOONER TIP INS

- Oklahoma has recorded 17 dunks in its five games and junior forward **Romero Osby** has nine of them.
- Osby and fellow junior forward **Andrew Fitzgerald** have each taken three charges. The Sooners have totaled nine charges taken.
- Fitzgerald is averaging 1.2 more rebounds per game this year than last year, despite averaging 7.0 fewer minutes per contest.
- Last year, **Steven Pledger** averaged 15.4 points in OU's wins and 7.4 points in its losses. This year, the junior guard is averaging 20.0 points in wins (he missed the season-opening victory) and was held to 11 points in the loss to Saint Louis.
- Osby has scored at least nine points and grabbed at least six rebounds in all five games this year. In his 35 games at Mississippi State as a sophomore in 2009-10, Osby scored at least nine points five times and pulled down at least six boards on three occasions.
- OU is shooting .739 from the free throw line in two home games and .692 in three games away from home.
- Junior point guard **Sam Grooms**' 10 assists against Washington State rank as the second most by a Big 12 player this year (Missouri's Phil Pressey recorded 11 assists against Binghamton).
- Senior **C.J. Washington's** three assists against Coppin State on Nov. 18 were more than he had all of last season (two).

QUANTIFYING OU'S BASKETBALL TRADITION

- This is the 105th season of Oklahoma varsity basketball (the program's first game was Nov. 26, 1907).
- OU owns a 1,529-979 (.610) all-time record, ranking it 30th in NCAA Division I history in wins and 41st in winning percentage.
- Oklahoma has participated in four NCAA Final Fours (1939, 1947, 1988 and 2002) and in two NCAA championship games (it lost to Holy Cross in 1947 and to Kansas in 1988).
- OU has made 26 NCAA Tournament appearances and seven postseason NIT showings. Its has made 22 NCAA Tournament appearances over the last 29 years.
- Oklahoma has made 27 postseason appearances over the last 30 years (22 NCAA Tournaments and five NITs).
- The Sooners have won 14 regular season conference championships (most recently in 2005) and seven conference tournament titles (including the 2001, 2002 and 2003 Big 12 crowns).
- The Sooners posted the eighth best NCAA Division I winning percentage (.731) in the 1980s and the eighth best (.738) in the 2000s.
- Twenty different Sooners have earned All-America honors a total of 30 times. They have earned consensus first-team All-America acclaim nine times and consensus second-team honors on four occasions.
- **Wayman Tisdale** was a three-time consensus first-team All-American during his three seasons at OU (1983-85).
- Oklahoma players have earned first-team all-conference accolades a total of 73 times.
- The Sooners own a winning record against eight of the other nine members of the Big 12 Conference (Kansas is the only league program with a series lead against OU).
- OU has played its home games in four different venues: the OU Gymnasium (1907-1919), the R.O.T.C. Armory (1919-1928), the OU Field House (1928-75) and Lloyd Noble Center (1975-present).

PLAYER NOTES

1 SAM GROOMS (6-1, 203, JUNIOR, GUARD)

- ▶ Averaging 7.2 points, 3.6 boards and 5.2 assists in team-high 28.8 minutes a contest.
- ▶ Ranks third in Big 12 in assists and second in assist-to-turnover ratio (2.9).
- ▶ Recorded 17 assists and 4 turnovers in three 76 Classic games last week (4.3 ratio).
- ▶ Finished with 11 points, six rebounds and eight assists in OU debut vs. Idaho State.
- ▶ Point guard who transferred from Chipola College in Florida.
- ▶ Rated as nation's third-best junior college player in 2010-11 by JucoRecruiting.com.
- ▶ Started 50 games in his two seasons at Chipola (averaged 11.1 points, 5.9 assists last year).

2 STEVEN PLEDGER (6-4, 222, JUNIOR, GUARD)

- ▶ Averaging team-high 17.8 points and 3.5 rebounds in 27.8 minutes a game.
- ▶ Named to 76 Classic all-tourney team after averaging 17.0 points on .444 3-point shooting.
- ▶ Scored 26 points (second most of career) and grabbed a career-high 7 rebounds vs. Santa Clara in second round of 76 Classic.
- ▶ Scored 20 points in 20 minutes against Coppin State in season debut (team's second game).
- ▶ Suspended for opener vs. Idaho State (impermissible participation in summer pro-am game).
- ▶ Team's second-leading returning scorer from last season (10.9 points per game).
- ▶ Averaged a team-high 15.4 points in OU's wins last year compared to 7.4 points in losses.
- ▶ Shot .416 from 3-point range at home last year and .284 away from home.
- ▶ Scored a career-high 38 points (career highs of 12 field goals, 7 treys and 7 free throw makes) in overtime win at Iowa State last season (scored 17 of team's final 21 points).
- ▶ Only two Sooners have made made 3-pointers through their sophomore year (Terry Evans and Lawrence McKenzie) than his 106.

3 T.J. FRANKLIN (5-11, 175, SENIOR, GUARD)

- ▶ Has averaged 2.7 minutes in his three games this year.
- ▶ Has 1 rebound and 1 steal to his credit (has attempted just 1 field goal).
- ▶ A walk-on point guard who is the only fourth-year player on team.
- ▶ Played a total of 16 minutes last year (12 games) and scored four points.
- ▶ Helped North Crowley HS (Fort Worth, Texas) to 38-1 record and 2008 Class 5A state title.
- ▶ Voted by teammates as squad's hardest worker, best leader by example, most impressive in the weight room, fastest from baseline to baseline and best video game player.
- ▶ An information studies major at OU who graduated No. 7 in his high school class.

4 ANDREW FITZGERALD (6-8, 247, JUNIOR, FORWARD)

- ▶ Averaging 8.4 points to go along with 6.2 rebounds (ranks second on team) per game.
- ▶ Averaging 1.2 more boards per game than last year despite playing 7 less minutes a contest.
- ▶ Averaged 7.3 boards in three 76 Classic games (tied for second most in tournament).
- ▶ Shooting .769 from free throw line (shot .740 last year and .638 as a freshman).
- ▶ OU's leading returning scorer (12.6) and rebounder (5.0). Also led team with his 21 blocked shots and 34 steals in an average of 30.8 minutes per game.
- ▶ An honorable mention All-Big 12 selection as a sophomore last season.
- ▶ Shot .486 from the field last year to lead all Sooners who averaged at least one made FG.
- ▶ Started all 32 games last year and scored at least 10 points 22 times (at least 20 four times).
- ▶ Arrived at OU in summer 2009 weighing 273 pounds but enters 2011-12 season at 247.

5 C.J. WASHINGTON (6-7, 230, SENIOR, FORWARD)

- ▶ Averaging 2.0 points and 4.0 rebounds in 9.8 minutes a game (did not play in season opener).
- ▶ Leads team in rebounds per minute (40-minute projection is 16.4 boards).
- ▶ Had 3 assists vs. Coppin State in his first game of year, more than he had all of last season (2).
- ▶ Came off bench in each of his 31 games last year and averaged 2.5 points and 3.1 rebounds.
- ▶ Shot .677 (21-for-31) from the field over season's last 20 outings (.510 on the year).
- ▶ Led team in rebounds per minute (10.4 per game when projected to 40 minutes).
- ▶ A first-team junior college All-American at Connors State College (Warner, Okla.) in 2009-10 when he averaged 19.3 points, a school-record 13.0 rebounds and 1.8 block per game.
- ▶ Named the 2010 Region II Junior College Player of the Year and Region II Tournament MVP.
- ▶ Recorded 25 double-doubles in his 32 games (including a stretch of 14 straight).

13 JAMES FRASCHILLA (5-10, 142, FRESHMAN, GUARD)

- ▶ A walk-on point guard from Dallas, Texas, who has made one appearance this year (2 min.).
- ▶ Helped Highland Park HS to a 22-8 record last year and a District 10-4A championship.
- ▶ Averaged 5.9 points, 5.0 assists and 2.7 steals as a senior to earn all-district honors.
- ▶ Voted by teammates as the Sooner who would make the best college head coach.
- ▶ Son of ESPN analyst and former college head coach Fran Fraschilla.

14 CARL BLAIR (6-2, 205, JUNIOR, GUARD)

- ▶ Averaging 4.6 points, 1.4 rebounds and 2.4 assists in 15.0 minutes a game.
- ▶ Started season opener vs. Idaho State (season highs of 12 points, 6 rebounds, 5 assists).
- ▶ Shot .250 from 3-point range last year (14-for-56) but is already 6-for-12 this year (.500).
- ▶ Played in 30 of team's 32 games last year and made 25 starts (including last 22 contests).
- ▶ Averaged 7.5 points and team-high 4.7 assists in 27.6 minutes a game.
- ▶ Assists average ranked third in Big 12.
- ▶ Led Sooners in assists in 21 games, including nine of the last 10.
- ▶ Transfer from New Orleans who averaged 9.2 points, 4.4 rebounds and 3.7 assists in 2009-10.
- ▶ Recorded triple-double at New Orleans (13 points, 10 rebounds and 11 assists).

15 TYLER NEAL (6-7, 227, SOPHOMORE, FORWARD)

- ▶ Has come off the bench to average 5.0 points and 3.2 boards in 14.0 minutes an outing.
- ▶ Is 5-for-11 from 3-point range (.455) and 6-for-6 from free throw line.
- ▶ Scored season-high 9 points against Coppin State (career-high 3 treys on 6 attempts).
- ▶ Played in 26 of team's 32 games last year as a freshman and made six starts.
- ▶ Averaged 4.2 points and 2.3 rebounds in 12.5 minutes a game (13.5 points and 7.5 boards per 40 minutes).
- ▶ One of team's better free throw shooters last year (.814).
- ▶ Scored a career-high 16 points and pulled down six rebounds vs. Virginia in Maui Invitational.
- ▶ Earned state-player-of-the-year honors from Gatorade, the Oklahoma Coaches Association and The Oklahoman as a high school senior at Putnam City West.

21 CAMERON CLARK (6-6, 198, SOPHOMORE, GUARD)

- ▶ Averaged 3.0 points in first two games (3-for-18 FG's); averaging 12.0 in three games since.
- ▶ Scored in double figures in all three games at last week's 76 Classic (14 vs. Saint Louis).
- ▶ Shot .474 from the field as a freshman but owns a .360 figure through five games this year.
- ▶ Coming off a productive freshman season in which he started all 32 games.
- ▶ Ranked fourth on team in scoring (9.3 ppg) and third in rebounding (4.5 rpg) last year.
- ▶ Ranked eighth in Big 12 (second among freshmen) with his 33.6 minutes per game.
- ▶ Scored in double figures 14 times and netted at least 25 points twice.
- ▶ Averaged 13.1 points in wins and 6.3 points in losses.
- ▶ Played at least 40 minutes on seven occasions.
- ▶ Ranked No. 32 as a high school senior by ESPN, No. 34 by Rivals.com and No. 39 by Scout.com.

24 ROMERO OSBY (6-8, 232, JUNIOR, FORWARD)

- ▶ Averaging 12.0 points and team-high 8.4 rebounds in 27.0 minutes a game.
- ▶ Ranks fourth in Big 12 in rebounding and second in offensive rebounding (3.8 per game).
- ▶ Has pulled down 10 rebounds in three of five games (6 boards in each of other two).
- ▶ Registered career highs of 17 points, 10 boards and four assists in opener vs. Idaho State and followed with another double-double (11 points, 10 rebounds) vs. Coppin State.
- ▶ Sat out last season after transferring from Mississippi State University.
- ▶ Averaged 4.2 points and 2.6 rebounds in 12.8 minutes a game during his two seasons at MSU.
- ▶ Played in 35 of 36 games as a sophomore (three starts) and averaged 4.3 points and 2.6 boards.
- ▶ A two-time high school all-state performer in Mississippi who was rated No. 57 nationally by Rivals.com and No. 70 by Scout.com.

31 BARRY HONORÉ (6-7, 270, SENIOR, FORWARD)

- ▶ Averaging 0.8 points, 0.6 boards and 0.6 blocks in 3.4 minutes a game.
- ▶ Provided big second-half spark off bench on both ends of floor in opener vs. Idaho State.
- ▶ A walk-on who transferred from Southern University and is one of three seniors on the team.
- ▶ Averaged 1.2 points and 1.0 rebound in 5.7 minutes a game last year (shot .632 from field).
- ▶ Named 2008 Southwestern Athletic Conference Freshman of the Year after averaging 8.8 points and 5.1 rebounds a game at Southern.
- ▶ Started 54 of his 60 games during his two-year career at Southern.

32 CASEY ARENT (6-10, 227, JUNIOR, CENTER)

- ▶ Averaging 3.2 points and 3.2 boards in 11.4 minutes per outing (shooting .500 from field).
- ▶ Eight of his 16 rebounds are offensive.
- ▶ A junior college transfer who is the tallest player on the team.
- ▶ Rated as the nation's 22nd-best juco player last year by JucoRecruiting.com.
- ▶ Earned first-team All-Big 8 and first-team all-state honors as a sophomore last year at Sierra College in Rocklin, Calif.
- ▶ Averaged 19.1 points and 11.4 rebounds per game last season (17 double-doubles).

SEASON STATISTICS

#	Player	gp-gs	min	avg	Total		3-Point		F-Throw		Rebounds					pf	dq	a	to	blk	stl	pts	avg
					fg-fga	fg%	3fg-fga	3fg%	ft-fa	ft%	off	def	tot	avg									
02	Pledger, Steven	4-4	111	27.8	26-50	.520	11-26	.423	8-11	.727	5	9	14	3.5	11	0	5	4	0	4	71	17.8	
11	Newell, Calvin	5-0	98	19.6	25-51	.490	10-26	.385	5-7	.714	3	5	8	1.6	4	0	4	4	0	3	65	13.0	
24	Osby, Romero	5-5	135	27.0	21-45	.467	2-5	.400	16-21	.762	19	23	42	8.4	10	0	5	6	4	2	60	12.0	
04	Fitzgerald, Andrew	5-5	119	23.8	16-40	.400	0-0	.000	10-13	.769	12	19	31	6.2	14	0	0	4	5	2	42	8.4	
21	Clark, Cameron	5-5	125	25.0	18-50	.360	0-4	.000	6-13	.462	8	9	17	3.4	11	0	7	8	3	4	42	8.4	
01	Grooms, Sam	5-5	144	28.8	8-29	.276	1-9	.111	19-28	.679	6	12	18	3.6	12	0	26	9	0	3	36	7.2	
15	Neal, Tyler	5-0	70	14.0	7-16	.438	5-11	.455	6-6	1.000	6	10	16	3.2	9	0	2	3	1	2	25	5.0	
14	Blair, Carl	5-1	75	15.0	6-16	.375	6-12	.500	5-8	.625	0	7	7	1.4	10	0	12	16	0	4	23	4.6	
32	Arent, Casey	5-0	57	11.4	7-14	.500	0-0	.000	2-2	1.000	8	8	16	3.2	8	0	1	6	2	1	16	3.2	
05	Washington, C.J.	4-0	39	9.8	4-9	.444	0-0	.000	0-0	.000	4	12	16	4.0	2	0	3	1	1	0	8	2.0	
31	Honore, Barry	5-0	17	3.4	1-1	1.000	0-0	.000	2-2	1.000	2	1	3	0.6	1	0	0	2	3	0	4	0.8	
03	Franklin, T.J.	3-0	8	2.7	0-1	.000	0-0	.000	0-0	.000	0	1	1	0.3	2	0	0	1	0	1	0	0.0	
13	Fraschilla, James	1-0	2	2.0	0-0	.000	0-0	.000	0-0	.000	0	0	0	0.0	1	0	0	0	0	0	0	0.0	
Team											16	9	25										
Total.....		5	1000		139-322	.432	35-93	.376	79-111	.712	89	125	214	42.8	95	0	65	64	19	26	392	78.4	
Opponents.....		5	1000		123-283	.435	46-124	.371	62-88	.705	52	109	161	32.2	103	4	83	77	8	25	354	70.8	

TEAM STATISTICS	OU	OPP	Date	Opponent	Score	Att.
SCORING	392	354	11/11/11	IDAHO STATE	w 78-74	7622
Points per game	78.4	70.8	11/18/11	COPPIN STATE	w 92-65	7460
Scoring margin	+7.6	-	11/24/11	vs Washington State	w 74-59	1457
FIELD GOALS-ATT	139-322	123-283	11/25/11	vs Santa Clara	w 85-73	1777
Field goal pct	.432	.435	11/27/11	vs Saint Louis	L 63-83	2637
3 POINT FG-ATT	35-93	46-124				
3-point FG pct	.376	.371				
3-pt FG made per game	7.0	9.2				
FREE THROWS-ATT	79-111	62-88				
Free throw pct	.712	.705				
F-Throws made per game	15.8	12.4				
REBOUNDS	214	161				
Rebounds per game	42.8	32.2				
Rebounding margin	+10.6	-				
ASSISTS	65	83				
Assists per game	13.0	16.6				
TURNOVERS	64	77				
Turnovers per game	12.8	15.4				
Turnover margin	+2.6	-				
Assist/turnover ratio	1.0	1.1				
STEALS	26	25				
Steals per game	5.2	5.0				
BLOCKS	19	8				
Blocks per game	3.8	1.6				
ATTENDANCE	15082	5871				
Home games-Avg/Game	2-7541	0-0				
Neutral site-Avg/Game	-	3-1957				

Score by Periods	1st	2nd	Totals
Oklahoma	183	209	392
Opponents	155	199	354

SEASON RESULTS

Date	Opponent	Score	W/L	Attend.	Points Leader	Rebounds Leader	Assists Leader
11/11	Idaho State	78-74	W	7,622	Newell 19	Osby 10	Grooms 8
11/18	Coppin State	92-65	W	7,460	Pledger 20	Osby 10	Blair, Clark 4
11/24	vs. Washington State #	74-59	W	1,457	Newell 18	Fitzgerald 7	Grooms 10
11/25	vs. Santa Clara #	85-73	W	1,777	Pledger 26	Fitzgerald 13	Grooms 6
11/27	vs. Saint Louis #	63-83	L	2,637	Clark, Osby 14	Clark, Osby 6	Pledger 2
12/2	Sacramento State						
12/8	Oral Roberts						
12/10	Arkansas						
12/17	vs. Houston \$						
12/21	South Carolina State						
12/29	at Cincinnati %						
12/31	Northwestern State						
1/3	at Missouri						
1/7	Kansas						
1/9	at Oklahoma State						
1/14	Kansas State						
1/17	Texas Tech						
1/21	at Texas A&M						
1/24	Baylor						
1/28	at Kansas State						
2/1	at Kansas						
2/4	Iowa State						
2/6	Missouri						
2/11	at Texas Tech						
2/14	Texas						
2/18	at Iowa State						
2/22	Oklahoma State						
2/25	at Baylor						
2/29	at Texas						
3/3	Texas A&M						

Associated Press rankings in parentheses

76 Classic (Anaheim, Calif.)

\$ All-College Classic (Oklahoma City, Okla.)

% at U.S. Bank Arena

Record Summary	Overall	Home	Away	Neutral
All Games	4-1	2-0	0-0	2-1
Big 12 Games	0-0	0-0	0-0	0-0
Non-Conference Games	4-1	2-0	0-0	2-1

POINTS-REBOUNDS-ASSISTS

Date	Opponent	1 GROOMS	2 PLEDGER	3 FRANKLIN	4 FTZGERLD	5 WASHGTON	11 NEWELL	13 FRASCH.	14 BLAIR	15 NEAL	21 CLARK	24 OSBY	31 HONORÉ	32 ARENT
11/11	Idaho State	<u>11-6-8</u>	DNP	0-0-0	<u>7-1-0</u>	DNP	19-2-0	DNP	<u>12-6-5</u>	4-7-1	<u>2-3-0</u>	<u>17-10-4</u>	2-0-0	4-1-0
11/18	Coppin State	<u>4-4-1</u>	<u>20-2-3</u>	0-0-0	<u>10-8-0</u>	6-8-3	14-2-1	0-0-0	6-0-4	9-3-1	<u>4-4-4</u>	<u>11-10-0</u>	2-3-0	6-9-1
11/24	vs. Washington State #	<u>9-1-10</u>	<u>14-2-0</u>	0-0-1	<u>9-7-0</u>	0-2-0	18-1-3	DNP	0-0-0	2-3-0	<u>11-2-1</u>	<u>9-6-0</u>	0-0-0	2-3-0
11/25	vs. Santa Clara #	<u>12-5-6</u>	<u>26-7-0</u>	DNP	<u>12-13-0</u>	0-4-0	8-2-0	DNP	2-0-2	3-2-0	<u>11-2-1</u>	<u>9-10-1</u>	0-0-0	2-2-0
11/27	vs. Saint Louis #	<u>0-2-1</u>	<u>11-3-2</u>	DNP	<u>4-2-0</u>	14-6-1	6-1-0	DNP	3-1-1	7-1-0	<u>14-6-1</u>	<u>14-6-0</u>	0-0-0	2-1-0
12/2	Sacramento State													
12/8	Oral Roberts													
12/10	Arkansas													
12/17	vs. Houston \$													
12/21	South Carolina State													
12/29	at Cincinnati %													
12/31	Northwestern State													
1/3	at Missouri													
1/7	Kansas													
1/9	at Oklahoma State													
1/14	Kansas State													
1/17	Texas Tech													
1/21	at Texas A&M													
1/24	Baylor													
1/28	at Kansas State													
2/1	at Kansas													
2/4	Iowa State													
2/6	Missouri													
2/11	at Texas Tech													
2/14	Texas													
2/18	at Iowa State													
2/22	Oklahoma State													
2/25	at Baylor													
2/29	at Texas													
3/3	Texas A&M													

Associated Press rankings in parentheses

76 Classic (Anaheim, Calif.)

\$ All-College Classic (Oklahoma City, Okla.)

% at U.S. Bank Arena

MISCELLANEOUS STATS

Dunks

Romero Osby.....	9
Cameron Clark.....	2
Andrew Fitzgerald.....	2
Casey Arent.....	1
Tyler Neal.....	1
Calvin Newell.....	1
Steven Pledger.....	1

Charges Taken

Andrew Fitzgerald.....	3
Romero Osby.....	3
Casey Arent.....	1
Cameron Clark.....	1
Steven Pledger.....	1

GAME-BY-GAME TEAM STATS

	FG-A	Pct.	3FG-A	Pct.	FT-A	Pct.	O/D/T	PF	A	TO	B	S	1	2	TP
Idaho State at Oklahoma	28-60 23-63	.467 .365	7-24 8-23	.292 .348	11-17 24-33	.647 .727	12/25/37 18/23/41	30 20	22 18	20 15	0 6	7 8	34 31	40 47	74 78
Coppin State at Oklahoma	20-55 36-79	.364 .456	9-33 10-24	.273 .417	16-27 10-13	.593 .769	10/17/27 28/33/61	14 21	13 18	15 15	2 5	8 5	23 42	42 50	65 92
Oklahoma # vs. Washington State #	27-60 22-52	.450 .423	9-20 7-17	.450 .412	11-18 8-11	.611 .727	13/19/32 13/22/35	14 18	14 12	11 22	3 3	7 5	38 40	36 19	74 59
Santa Clara # vs. Oklahoma #	24-68 28-60	.353 .467	14-33 5-16	.424 .313	11-13 24-32	.846 .750	12/21/33 15/34/49	24 18	17 10	9 11	2 4	4 1	19 42	54 43	73 85
Saint Louis # vs. Oklahoma #	29-48 25-60	.604 .417	9-17 3-10	.529 .300	16-20 10-15	.800 .667	5/24/29 15/16/31	17 22	19 5	11 12	1 1	1 5	39 30	44 33	83 63
Sacramento State at Oklahoma															
Oral Roberts at Oklahoma															
Arkansas at Oklahoma															
Houston \$ vs. Oklahoma															
South Carolina State at Oklahoma															
Oklahoma % at Cincinnati %															
Northwestern State at Oklahoma															
Oklahoma at Missouri															
Kansas at Oklahoma															
Oklahoma at Oklahoma State															
Kansas State at Oklahoma															
Texas Tech at Oklahoma															
Oklahoma at Texas A&M															
Baylor at Oklahoma															
Oklahoma at Kansas State															
Oklahoma at Kansas															
Iowa State at Oklahoma															
Missouri at Oklahoma															
Oklahoma at Texas Tech															
Texas at Oklahoma															
Oklahoma at Iowa State															
Oklahoma State at Oklahoma															
Oklahoma at Baylor															
Oklahoma at Texas															
Texas A&M at Oklahoma															

Associated Press rankings in parentheses

76 Classic (Anaheim, Calif.)

\$ All-College Classic (Oklahoma City, Okla.)

% at U.S. Bank Arena

INDIVIDUAL HIGHS

OKLAHOMA HIGHS

Points	26, Steven Pledger vs. Santa Clara (11/25)
Field Goals	10, Steven Pledger vs. Santa Clara (11/25)
Field Goal Attempts	15, Steven Pledger vs. Santa Clara (11/25)
Field Goal Pct. (min. 7 made)	.667 (10-for-15), Steven Pledger vs. Santa Clara (11/25)
3-Point Field Goals	4, Steven Pledger vs. Santa Clara (11/25) 4, Calvin Newell vs. Washington State (11/24) 4, Calvin Newell vs. Idaho State (11/11)
3-Point Field Goal Attempts	11, Calvin Newell vs. Idaho State (11/11)
3-Point Field Goal Pct. (min. 4 made)	.500 (4-for-8), Steven Pledger vs. Santa Clara (11/25) .500 (4-for-8), Calvin Newell vs. Washington State (11/24)
Free Throws	8, Sam Grooms vs. Santa Clara (11/25)
Free Throw Attempts	12, Sam Grooms vs. Santa Clara (11/25)
Free Throw Pct.	1.000 (4-for-4), Tyler Neal vs. Saint Louis (11/27) 1.000 (4-for-4), Andrew Fitzgerald vs. Santa Clara (11/25)
Rebounds	13, Andrew Fitzgerald vs. Santa Clara (11/25)
Assists	10, Sam Grooms vs. Washington State (11/24)
Turnovers	4, Carl Blair vs. Saint Louis (11/27) 4, Carl Blair vs. Coppin State (11/18)
Blocked Shots	2, four players a total of five times
Steals	3, Steven Pledger vs. Washington State (11/24)

OPPONENT HIGHS

Points	27, Evan Rocquemoore, Santa Clara (11/25)
Field Goals	9, Brian Conklin, Saint Louis (11/27)
Field Goal Attempts	19, Kevin Foster, Santa Clara (11/25)
Field Goal Pct. (min. 7 made)	.818 (9-for-11), Brian Conklin, Saint Louis (11/27)
3-Point Field Goals	7, Evan Rocquemoore, Santa Clara (11/25)
3-Point Field Goal Attempts	11, Evan Rocquemoore, Santa Clara (11/25)
3-Point Field Goal Pct. (min. 4 made)	.800 (4-for-5), Cody Ellis, Saint Louis (11/27)
Free Throws	7, Brian Conklin, Saint Louis (11/27)
Free Throw Attempts	10, Tony Gallo vs. Coppin State (11/18)
Free Throw Pct.	1.000 (7-for-7), Brian Conklin, Saint Louis (11/27)
Rebounds	15, Mike Scott, Virginia (11/23)
Assists	10, Evan Rocquemoore, Santa Clara (11/25)
Turnovers	6, Reggie Moore, Washington State (11/24)
Blocked Shots	1, 8 players
Steals	3, Kevin Foster, Santa Clara (11/25) 3, Chase Grabau, Idaho State (11/11) 3, Melvin Morgan, Idaho State (11/11)

OKLAHOMA'S TOP INDIVIDUAL PERFORMANCES

POINTS

26.....	Steven Pledger vs. Santa Clara (11/25)
20.....	Steven Pledger vs. Coppin State (11/18)
19.....	Calvin Newell vs. Idaho State (11/11)
18.....	Calvin Newell vs. Washington State (11/24)
17.....	Romero Osby vs. Idaho State (11/11)

REBOUNDS

13.....	Andrew Fitzgerald vs. Santa Clara (11/25)
10.....	Romero Osby vs. Santa Clara (11/25)
10.....	Romero Osby vs. Coppin State (11/18)
10.....	Romero Osby vs. Idaho State (11/11)
9.....	Casey Arent vs. Coppin State (11/18)
8.....	Andrew Fitzgerald vs. Coppin State (11/18)

ASSISTS

10.....	Sam Grooms vs. Washington State (11/24)
8.....	Sam Grooms vs. Idaho State (11/11)
6.....	Sam Grooms vs. Santa Clara (11/25)
5.....	Carl Blair vs. Idaho State (11/11)

BLOCKED SHOTS

2.....	Andrew Fitzgerald vs. Santa Clara (11/25)
2.....	Cameron Clark vs. Coppin State (11/18)
2.....	Barry Honoré vs. Idaho State (11/11)
2.....	Romero Osby vs. Idaho State (11/11)
2.....	Andrew Fitzgerald vs. Idaho State (11/11)

STEALS

3.....	Steven Pledger vs. Washington State (11/24)
2.....	four players

3-POINT FIELD GOALS

4.....	Steven Pledger vs. Santa Clara (11/25)
4.....	Calvin Newell vs. Washington State (11/24)
4.....	Calvin Newell vs. Idaho State (11/11)

MINUTES

37.....	Sam Grooms vs. Idaho State (11/11)
35.....	Steven Pledger vs. Saint Louis (11/27)
33.....	Sam Grooms vs. Washington State (11/24)
32.....	Romero Osby vs. Santa Clara (11/25)
31.....	Steven Pledger vs. Santa Clara (11/25)

LAST YEAR VS. SACRAMENTO STATE

Official Basketball Box Score -- Game Totals -- Final Statistics

Sacramento State vs Oklahoma

12/21/10 7 p.m. CT at Norman, Okla. (Lloyd Noble Center)

Sacramento State 53 • 3-8

#	Player		Total	3-Ptr	Rebounds			PF	TP	A	TO	Blk	Stl	Min	
			FG-FGA	FG-FGA	FT-FTA	Off	Def								Tot
24	NELSON, Zach	f	2-9	0-0	4-5	4	1	5	2	8	1	2	1	2	32
32	DICKSON, John	f	1-2	0-0	0-0	1	2	3	4	2	0	3	0	1	13
33	BJEGOVIC, Duro	f	4-11	1-2	0-0	0	3	3	1	9	2	2	0	0	23
01	TOLES-BEY, Sultan	g	7-16	4-12	3-4	0	3	3	5	21	3	5	0	1	37
11	CARBAJAL, Jackson	g	1-7	1-6	0-0	0	6	6	2	3	1	2	0	0	28
12	GROOM, Kendell		0-0	0-0	0-0	0	0	0	0	0	0	0	0	1	5
20	JACKSON, Walter		1-4	0-0	0-0	1	1	2	0	2	0	0	0	0	24
22	HOFFMAN, Heath		1-2	0-0	0-0	1	2	3	1	2	0	0	0	0	19
44	McCARVER, Josh		2-2	0-0	2-5	2	2	4	3	6	0	2	2	0	17
50	RAKOCEVIC, Pete		0-1	0-0	0-0	0	2	2	0	0	0	0	0	0	2
Team						4	2	6							
Totals			19-54	6-20	9-14	13	24	37	18	53	7	16	3	5	200

FG % 1st Half: 9-27 33.3% 2nd half: 10-27 37.0% Game: 19-54 35.2%
 3FG % 1st Half: 3-10 30.0% 2nd half: 3-10 30.0% Game: 6-20 30.0%
 FT % 1st Half: 1-1 100.0% 2nd half: 8-13 61.5% Game: 9-14 64.3%

Deadball
Rebounds
3

Oklahoma 66 • 6-6

#	Player		Total	3-Ptr	Rebounds			PF	TP	A	TO	Blk	Stl	Min	
			FG-FGA	FG-FGA	FT-FTA	Off	Def								Tot
04	Fitzgerald, Andrew	f	3-8	0-0	2-2	2	3	5	5	8	2	1	2	1	30
02	Pledger, Steven	g	2-7	1-5	0-1	0	4	4	3	5	1	1	0	0	34
14	Blair, Carl	g	2-4	1-2	1-2	1	1	2	3	6	2	0	1	0	23
21	Clark, Cameron	g	2-6	0-2	0-0	1	7	8	1	4	1	2	0	0	32
34	Davis, Cade	g	6-10	3-7	0-0	0	1	1	2	15	3	2	0	0	31
05	Washington, C.J.		1-3	0-0	3-6	1	2	3	1	5	0	2	0	0	8
11	Newell, Calvin		6-9	5-6	0-1	0	0	0	1	17	1	0	0	2	17
15	Neal, Tyler		1-3	0-0	0-0	1	3	4	2	2	1	1	0	0	11
31	Honore, Barry		0-0	0-0	0-0	0	0	0	0	0	0	0	0	0	1
55	Thompson, Nick		2-4	0-0	0-1	0	2	2	1	4	0	2	0	1	13
Team						3	1	4							
Totals			25-54	10-22	6-13	9	24	33	19	66	11	11	3	4	200

FG % 1st Half: 11-28 39.3% 2nd half: 14-26 53.8% Game: 25-54 46.3%
 3FG % 1st Half: 6-13 46.2% 2nd half: 4-9 44.4% Game: 10-22 45.5%
 FT % 1st Half: 2-3 66.7% 2nd half: 4-10 40.0% Game: 6-13 46.2%

Deadball
Rebounds
3


Officials: Randy Heimerman, Jeff Malham, Keith Kimble
 Technical fouls: Sacramento State-None. Oklahoma-None.
 Attendance: 7726
 Estimated Attendance: 3857

Score by periods	1st	2nd	Total
Sacramento State	22	31	53
Oklahoma	30	36	66

Points	In Paint	Off T/O	2nd Chance	Fast Break	Bench
SAC	18	13	12	4	10
OU	20	19	4	4	28

Last FG - SAC 2nd-00:24, OU 2nd-00:41.
 Largest lead - SAC by 3 1st-19:16, OU by 17 2nd-06:31.

Score tied - 0 times.
 Lead changed - 5 times.



1 SAM GROOMS

6-1, 203, JUNIOR, GUARD
GREENSBORO, N.C.
(CHIPOLA JUNIOR COLLEGE [FLA.])

PTS	REB	AST	MIN
7.2	3.6	5.2	28.8

GROOMS GAME BY GAME IN 2011-12

Date	Opponent	MIN	FG	3FG	FT	O-D-T	PF	A	TO	B	S	TP
N11	Idaho State	*37	2-10	0-2	7-8	3-3-6	3	8	2	0	2	11
N18	Coppin State	*23	1-6	0-3	2-4	2-2-4	2	1	3	0	0	4
N24	vs. Washington State	*33	3-6	1-1	2-4	1-0-1	2	10	1	0	1	9
N25	vs. Santa Clara	*27	2-6	0-3	8-12	0-5-5	1	6	1	0	0	12
N27	vs. Saint Louis	*24	0-1	0-0	0-0	0-2-2	4	1	2	0	0	0
D2	Sacramento State											
D8	Oral Roberts											
D10	Arkansas											
D17	vs. Houston											
D21	South Carolina State											
D29	at Cincinnati											
D31	Northwestern State											
J3	at Missouri											
J7	Kansas											
J9	at Oklahoma State											
J14	Kansas State											
J17	Texas Tech											
J21	at Texas A&M											
J24	Baylor											
J28	at Kansas State											
F1	at Kansas											
F4	Iowa State											
F6	Missouri											
F11	at Texas Tech											
F14	Texas											
F18	at Iowa State											
F22	Oklahoma State											
F25	at Baylor											
F29	at Texas											
M3	Texas A&M											

* Starter

GROOMS' CAREER HIGHS

Points	12 vs. Santa Clara (11/25/11)
Field Goals	3 vs. Washington State (11/24/11)
Field Goal Attempts	10 vs. Idaho State (11/11/11)
3-Point Field Goals	1 vs. Washington State (11/24/11)
3-Point Field Goal Attempts	3 (twice)
Free Throws Made	8 vs. Santa Clara (11/25/11)
Free Throw Attempts	12 vs. Santa Clara (11/25/11)
Rebounds	6 vs. Idaho State (11/11/11)
Assists	10 vs. Washington State (11/24/11)
Blocked Shots	None
Steals	2 vs. Idaho State (11/11/11)
Minutes Played	37 vs. Idaho State (11/11/11)



2 STEVEN PLEDGER

6-4, 222, JUNIOR, GUARD
CHESAPEAKE, VA.
(ATLANTIC SHORES CHRISTIAN SCHOOL)

PTS	REB	FG%	MIN
17.8	3.5	.520	27.8

PLEDGER GAME BY GAME IN 2011-12

Date	Opponent	MIN	FG	3FG	FT	O-D-T	PF	A	TO	B	S	TP
N11	Idaho State											
N18	Coppin State	*20	8-14	3-8	1-1	1-1-2	3	3	0	0	0	20
N24	vs. Washington State	*25	4-8	3-6	3-3	1-1-2	3	0	1	0	3	14
N25	vs. Santa Clara	*31	10-15	4-8	2-4	3-4-7	1	0	1	0	0	26
N27	vs. Saint Louis	*35	4-13	1-4	2-3	0-3-3	4	2	2	0	1	11
D2	Sacramento State											
D8	Oral Roberts											
D10	Arkansas											
D17	vs. Houston											
D21	South Carolina State											
D29	at Cincinnati											
D31	Northwestern State											
J3	at Missouri											
J7	Kansas											
J9	at Oklahoma State											
J14	Kansas State											
J17	Texas Tech											
J21	at Texas A&M											
J24	Baylor											
J28	at Kansas State											
F1	at Kansas											
F4	Iowa State											
F6	Missouri											
F11	at Texas Tech											
F14	Texas											
F18	at Iowa State											
F22	Oklahoma State											
F25	at Baylor											
F29	at Texas											
M3	Texas A&M											

* Starter

PLEDGER'S CAREER HIGHS

Points	38 vs. Iowa State (1/29/11)
Field Goals	12 vs. Iowa State (1/29/11)
Field Goal Attempts	20 vs. Iowa State (1/29/11)
3-Point Field Goals	7 vs. Iowa State (1/29/11)
3-Point Field Goal Attempts	14 vs. Houston (11/26/09)
Free Throws Made	7 vs. Iowa State (1/29/11)
Free Throw Attempts	8 (twice)
Rebounds	7 vs. Santa Clara (11/25/11)
Assists	6 (twice)
Blocked Shots	2 (twice)
Steals	3 (five times)
Minutes Played	44 vs. Iowa State (1/29/11)



3 T.J. FRANKLIN

5-11, 175, SENIOR, GUARD
FORT WORTH, TEXAS
(NORTH CROWLEY HS)

PTS	REB	AST	MIN
0.0	0.3	0.0	2.7

FRANKLIN GAME BY GAME IN 2011-12

Date	Opponent	MIN	FG	3FG	FT	O-D-T	PF	A	TO	B	S	TP
N11	Idaho State	+0	0-0	0-0	0-0	0-0-0	0	0	0	0	0	0
N18	Coppin State	7	0-0	0-0	0-0	0-0-0	2	0	1	0	1	0
N24	vs. Washington State	1	0-1	0-0	0-0	0-1-1	0	0	0	0	0	0
N25	vs. Santa Clara					DNP						
N27	vs. Saint Louis					DNP						
D2	Sacramento State											
D8	Oral Roberts											
D10	Arkansas											
D17	vs. Houston											
D21	South Carolina State											
D29	at Cincinnati											
D31	Northwestern State											
J3	at Missouri											
J7	Kansas											
J9	at Oklahoma State											
J14	Kansas State											
J17	Texas Tech											
J21	at Texas A&M											
J24	Baylor											
J28	at Kansas State											
F1	at Kansas											
F4	Iowa State											
F6	Missouri											
F11	at Texas Tech											
F14	Texas											
F18	at Iowa State											
F22	Oklahoma State											
F25	at Baylor											
F29	at Texas											
M3	Texas A&M											

* Starter

FRANKLIN'S CAREER HIGHS

Points	3 vs. Texas Southern (11/18/10)
Field Goals	1 vs. Texas Southern (11/18/10)
Field Goal Attempts	2 vs. Maine (12/10/08)
3-Point Field Goals	None
3-Point Field Goal Attempts	1 (five times)
Free Throws Made	2 vs. Mount St. Mary's (11/14/09)
Free Throw Attempts	4 (twice)
Rebounds	2 (twice)
Assists	2 (three times)
Blocked Shots	None
Steals	1 vs. Coppin State (11/18/11)
Minutes Played	8 vs. Maryland Eastern Shore (1/5/09)



4 ANDREW FITZGERALD

6-8, 247, JUNIOR, FORWARD
BALTIMORE, MD.
(BREWSTER ACADEMY [N.H.])

PTS	REB	BLK	MIN
8.4	6.2	1.0	23.8

FITZGERALD GAME BY GAME IN 2011-12

Date	Opponent	MIN	FG	3FG	FT	O-D-T	PF	A	TO	B	S	TP
N11	Idaho State	*23	2-7	0-0	3-3	0-1-1	3	0	0	2	0	7
N18	Coppin State	*19	4-11	0-0	2-2	5-3-8	2	0	1	0	1	10
N24	vs. Washington State	*30	4-9	0-0	1-4	2-5-7	2	0	2	1	0	9
N25	vs. Santa Clara	*30	4-7	0-0	4-4	5-8-13	3	0	0	2	0	12
N27	vs. Saint Louis	*17	2-6	0-0	0-0	0-2-2	4	0	1	0	1	4
D2	Sacramento State											
D8	Oral Roberts											
D10	Arkansas											
D17	vs. Houston											
D21	South Carolina State											
D29	at Cincinnati											
D31	Northwestern State											
J3	at Missouri											
J7	Kansas											
J9	at Oklahoma State											
J14	Kansas State											
J17	Texas Tech											
J21	at Texas A&M											
J24	Baylor											
J28	at Kansas State											
F1	at Kansas											
F4	Iowa State											
F6	Missouri											
F11	at Texas Tech											
F14	Texas											
F18	at Iowa State											
F22	Oklahoma State											
F25	at Baylor											
F29	at Texas											
M3	Texas A&M											

* Starter

FITZGERALD'S CAREER HIGHS

Points	22 (three times)
Field Goals	8 (five times)
Field Goal Attempts	17 vs. North Carolina Central (11/15/10)
3-Point Field Goals	None
3-Point Field Goal Attempts	None
Free Throws Made	6 (five times)
Free Throw Attempts	8 vs. Texas A&M (3/6/10)
Rebounds	13 (twice)
Assists	3 vs. Baylor (2/27/10)
Blocked Shots	3 vs. Texas Tech (1/18/11)
Steals	5 vs. North Carolina Central (11/15/10)
Minutes Played	39 (twice)



5 C.J. WASHINGTON

6-7, 230, SENIOR, FORWARD
STRINGTOWN, OKLA.
(CONNORS STATE COLLEGE)

PTS	REB	AST	MIN
2.0	4.0	0.8	9.8


WASHINGTON GAME BY GAME IN 2011-12

Date	Opponent	MIN	FG	3FG	FT	O-D-T	PF	A	TO	B	S	TP
N11	Idaho State					DNP						
N18	Coppin State	18	3-4	0-0	0-0	3-5-8	2	3	1	0	0	6
N24	vs. Washington State	3	0-2	0-0	0-0	1-1-2	0	0	0	0	0	0
N25	vs. Santa Clara	8	0-1	0-0	0-0	0-4-4	0	0	0	1	0	0
N27	vs. Saint Louis	10	1-2	0-0	0-0	0-2-2	0	0	0	0	0	2
D2	Sacramento State											
D8	Oral Roberts											
D10	Arkansas											
D17	vs. Houston											
D21	South Carolina State											
D29	at Cincinnati											
D31	Northwestern State											
J3	at Missouri											
J7	Kansas											
J9	at Oklahoma State											
J14	Kansas State											
J17	Texas Tech											
J21	at Texas A&M											
J24	Baylor											
J28	at Kansas State											
F1	at Kansas											
F4	Iowa State											
F6	Missouri											
F11	at Texas Tech											
F14	Texas											
F18	at Iowa State											
F22	Oklahoma State											
F25	at Baylor											
F29	at Texas											
M3	Texas A&M											

* Starter

WASHINGTON'S CAREER HIGHS

Points	9 (twice)
Field Goals	4 (twice)
Field Goal Attempts	6 (twice)
3-Point Field Goals	None
3-Point Field Goal Attempts	None
Free Throws Made	4 (twice)
Free Throw Attempts	6 vs. Sacramento State (12/21/10)
Rebounds	8 vs. Coppin State (11/18/11)
Assists	3 vs. Coppin State (11/18/11)
Blocked Shots	3 vs. Virginia (11/23/10)
Steals	2 vs. Iowa State (1/29/11)
Minutes Played	25 vs. Texas Tech (3/2/11)



13 JAMES FRASCHILLA

5-10, 142, FRESHMAN, GUARD
DALLAS, TEXAS
(HIGHLAND PARK HS)

PTS	REB	AST	MIN
0.0	0.0	0.0	2.0

FRASCHILLA GAME BY GAME IN 2011-12

Date	Opponent	MIN	FG	3FG	FT	O-D-T	PF	A	TO	B	S	TP
N11	Idaho State					DNP						
N18	Coppin State	2	0-0	0-0	0-0	0-0-0	1	0	0	0	0	0
N24	vs. Washington State					DNP						
N25	vs. Santa Clara					DNP						
N27	vs. Saint Louis					DNP						
D2	Sacramento State											
D8	Oral Roberts											
D10	Arkansas											
D17	vs. Houston											
D21	South Carolina State											
D29	at Cincinnati											
D31	Northwestern State											
J3	at Missouri											
J7	Kansas											
J9	at Oklahoma State											
J14	Kansas State											
J17	Texas Tech											
J21	at Texas A&M											
J24	Baylor											
J28	at Kansas State											
F1	at Kansas											
F4	Iowa State											
F6	Missouri											
F11	at Texas Tech											
F14	Texas											
F18	at Iowa State											
F22	Oklahoma State											
F25	at Baylor											
F29	at Texas											
M3	Texas A&M											

* Starter

FRASCHILLA'S CAREER HIGHS

Points	None
Field Goals	None
Field Goal Attempts	None
3-Point Field Goals	None
3-Point Field Goal Attempts	None
Free Throws Made	None
Free Throw Attempts	None
Rebounds	None
Assists	None
Blocked Shots	None
Steals	None
Minutes Played	2 vs. Coppin State (11/18/11)



14 CARL BLAIR

6-2, 205, JUNIOR, GUARD
HOUSTON, TEXAS
(UNIVERSITY OF NEW ORLEANS)

PTS	REB	AST	MIN
4.6	1.4	2.4	15.0

BLAIR GAME BY GAME IN 2011-12


Date	Opponent	MIN	FG	3FG	FT	O-D-T	PF	A	TO	B	S	TP
N11	Idaho State	*27	3-7	3-6	3-6	0-6-6	4	5	2	0	0	12
N18	Coppin State	12	2-3	2-3	0-0	0-0-0	3	4	4	0	1	6
N24	vs. Washington State	6	0-1	0-1	0-0	0-0-0	1	0	3	0	0	0
N25	vs. Santa Clara	13	0-1	0-0	2-2	0-0-0	2	2	3	0	1	2
N27	vs. Saint Louis	17	1-4	1-2	0-0	0-1-1	0	1	4	0	2	3
D2	Sacramento State											
D8	Oral Roberts											
D10	Arkansas											
D17	vs. Houston											
D21	South Carolina State											
D29	at Cincinnati											
D31	Northwestern State											
J3	at Missouri											
J7	Kansas											
J9	at Oklahoma State											
J14	Kansas State											
J17	Texas Tech											
J21	at Texas A&M											
J24	Baylor											
J28	at Kansas State											
F1	at Kansas											
F4	Iowa State											
F6	Missouri											
F11	at Texas Tech											
F14	Texas											
F18	at Iowa State											
F22	Oklahoma State											
F25	at Baylor											
F29	at Texas											
M3	Texas A&M											

* Starter

BLAIR'S CAREER HIGHS

Points23 vs. Arkansas State (2/6/10*)
Field Goals6 (four times)
Field Goal Attempts13 vs. Arkansas State (2/25/10*)
3-Point Field Goals3 (twice)
3-Point Field Goal Attempts7 (three times)
Free Throws Made9 (four times)
Free Throw Attempts13 vs. Colorado (1/22/11)
Rebounds11 vs. Florida International (1/2/10)
Assists11 (twice)
Blocked Shots1 (four times)
Steals3 (five times)
Minutes Played40 (twice*)

* At University of New Orleans



15 TYLER NEAL

6-7, 227, SOPHOMORE, FORWARD
OKLAHOMA CITY, OKLA.
(PUTNAM CITY WEST HS)

PTS	REB	3FG%	MIN
5.0	3.2	.455	14.0

NEAL GAME BY GAME IN 2011-12

Date	Opponent	MIN	FG	3FG	FT	O-D-T	PF	A	TO	B	S	TP
N11	Idaho State	15	2-3	0-0	0-0	4-3-7	1	1	2	0	1	4
N18	Coppin State	18	3-8	3-6	0-0	1-2-3	3	1	1	0	0	9
N24	vs. Washington State	13	0-1	0-1	2-2	0-3-3	2	0	0	1	0	2
N25	vs. Santa Clara	8	1-2	1-2	0-0	0-2-2	2	0	0	0	0	3
N27	vs. Saint Louis	16	1-2	1-2	4-4	1-0-1	1	0	0	0	1	7
D2	Sacramento State											
D8	Oral Roberts											
D10	Arkansas											
D17	vs. Houston											
D21	South Carolina State											
D29	at Cincinnati											
D31	Northwestern State											
J3	at Missouri											
J7	Kansas											
J9	at Oklahoma State											
J14	Kansas State											
J17	Texas Tech											
J21	at Texas A&M											
J24	Baylor											
J28	at Kansas State											
F1	at Kansas											
F4	Iowa State											
F6	Missouri											
F11	at Texas Tech											
F14	Texas											
F18	at Iowa State											
F22	Oklahoma State											
F25	at Baylor											
F29	at Texas											
M3	Texas A&M											

* Starter

NEAL'S CAREER HIGHS

Points16 vs. Virginia (11/23/10)
Field Goals4 vs. Virginia (11/23/10)
Field Goal Attempts8 (twice)
3-Point Field Goals3 vs. Coppin State (11/18/11)
3-Point Field Goal Attempts6 (twice)
Free Throws Made6 vs. Virginia (11/23/10)
Free Throw Attempts6 (three times)
Rebounds7 (twice)
Assists2 (three times)
Blocked Shots1 (four times)
Steals2 vs. Texas (2/9/11)
Minutes Played28 vs. Texas A&M (2/23/11)



21 CAMERON CLARK

6-6, 198, SOPHOMORE, GUARD
SHERMAN, TEXAS
(SHERMAN HS)

PTS	REB	AST	MIN
8.4	3.4	1.4	25.0

CLARK GAME BY GAME IN 2011-12

Date	Opponent	MIN	FG	3FG	FT	O-D-T	PF	A	TO	B	S	TP
N11	Idaho State	*22	1-10	0-3	0-2	1-2-3	2	0	1	0	2	2
N18	Coppin State	*20	2-8	0-0	0-0	1-3-4	1	4	1	2	1	4
N24	vs. Washington State	*29	5-9	0-1	1-3	1-1-2	2	1	2	0	1	11
N25	vs. Santa Clara	*26	3-10	0-0	5-6	2-0-2	3	1	2	0	0	11
N27	vs. Saint Louis	*28	7-13	0-0	0-2	3-3-6	3	1	2	1	0	14
D2	Sacramento State											
D8	Oral Roberts											
D10	Arkansas											
D17	vs. Houston											
D21	South Carolina State											
D29	at Cincinnati											
D31	Northwestern State											
J3	at Missouri											
J7	Kansas											
J9	at Oklahoma State											
J14	Kansas State											
J17	Texas Tech											
J21	at Texas A&M											
J24	Baylor											
J28	at Kansas State											
F1	at Kansas											
F4	Iowa State											
F6	Missouri											
F11	at Texas Tech											
F14	Texas											
F18	at Iowa State											
F22	Oklahoma State											
F25	at Baylor											
F29	at Texas											
M3	Texas A&M											

* Starter

CLARK'S CAREER HIGHS

Points	26 vs. Central Arkansas (12/30/10)
Field Goals	11 vs. Baylor (2/2/11)
Field Goal Attempts	19 vs. Baylor (2/2/11)
3-Point Field Goals	4 vs. Central Arkansas (12/30/10)
3-Point Field Goal Attempts	7 vs. Baylor (2/2/11)
Free Throws Made	6 vs. Oklahoma State (3/5/11)
Free Throw Attempts	7 vs. Oklahoma State (3/5/11)
Rebounds	11 vs. Coppin State (11/12/10)
Assists	4 (twice)
Blocked Shots	2 (twice)
Steals	3 vs. Oral Roberts (12/11/10)
Minutes Played	44 vs. Iowa State (1/29/11)



24 ROMERO OSBY

6-8, 232, JUNIOR, FORWARD
MERIDIAN, MISS.
(MISSISSIPPI STATE UNIVERSITY)

PTS	REB	AST	MIN
12.0	8.4	1.0	27.0

OSBY GAME BY GAME IN 2011-12

Date	Opponent	MIN	FG	3FG	FT	O-D-T	PF	A	TO	B	S	TP
N11	Idaho State	*31	5-9	1-1	6-7	6-4-10	3	4	2	2	1	17
N18	Coppin State	*22	4-8	0-0	3-4	4-6-10	0	0	0	1	1	11
N24	vs. Washington State	*26	3-7	1-2	2-2	2-4-6	2	0	0	0	0	9
N25	vs. Santa Clara	*32	3-8	0-1	3-4	3-7-10	2	1	3	1	0	9
N27	vs. Saint Louis	*24	6-13	0-1	2-4	4-2-6	3	0	1	0	0	14
D2	Sacramento State											
D8	Oral Roberts											
D10	Arkansas											
D17	vs. Houston											
D21	South Carolina State											
D29	at Cincinnati											
D31	Northwestern State											
J3	at Missouri											
J7	Kansas											
J9	at Oklahoma State											
J14	Kansas State											
J17	Texas Tech											
J21	at Texas A&M											
J24	Baylor											
J28	at Kansas State											
F1	at Kansas											
F4	Iowa State											
F6	Missouri											
F11	at Texas Tech											
F14	Texas											
F18	at Iowa State											
F22	Oklahoma State											
F25	at Baylor											
F29	at Texas											
M3	Texas A&M											

* Starter

OSBY'S CAREER HIGHS

Points	17 vs. Idaho State (11/11/11)
Field Goals	6 vs. Saint Louis (11/27/11)
Field Goal Attempts	13 (twice)
3-Point Field Goals	2 (five times)
3-Point Field Goal Attempts	3 (seven times)
Free Throws Made	7 vs. Texas Tech (11/29/08*)
Free Throw Attempts	10 vs. Texas Tech (11/29/08*)
Rebounds	10 (three times)
Assists	4 (three times)
Blocked Shots	2 (five times)
Steals	3 vs. Jackson State (3/16/10*)
Minutes Played	38 vs. Kentucky (2/16/10*)

* At Mississippi State



31 BARRY HONORÉ

6-7, 270, SENIOR, FORWARD
GARLAND, TEXAS
(SOUTHERN UNIVERSITY)

PTS	REB	FG%	MIN
0.8	0.6	1.000	3.4


HONORÉ GAME BY GAME IN 2011-12

Date	Opponent	MIN	FG	3FG	FT	O-D-T	PF	A	TO	B	S	TP
N11	Idaho State	5	1-1	0-0	0-0	0-0-0	0	0	0	2	0	2
N18	Coppin State	8	0-0	0-0	2-2	2-1-3	0	0	1	1	0	2
N24	vs. Washington State	1	0-0	0-0	0-0	0-0-0	0	0	0	0	0	0
N25	vs. Santa Clara	2	0-0	0-0	0-0	0-0-0	1	0	1	0	0	0
N27	vs. Saint Louis	1	0-0	0-0	0-0	0-0-0	0	0	0	0	0	0
D2	Sacramento State											
D8	Oral Roberts											
D10	Arkansas											
D17	vs. Houston											
D21	South Carolina State											
D29	at Cincinnati											
D31	Northwestern State											
J3	at Missouri											
J7	Kansas											
J9	at Oklahoma State											
J14	Kansas State											
J17	Texas Tech											
J21	at Texas A&M											
J24	Baylor											
J28	at Kansas State											
F1	at Kansas											
F4	Iowa State											
F6	Missouri											
F11	at Texas Tech											
F14	Texas											
F18	at Iowa State											
F22	Oklahoma State											
F25	at Baylor											
F29	at Texas											
M3	Texas A&M											

* Starter

HONORÉ'S OKLAHOMA HIGHS

Points	6 (twice)
Field Goals	3 (twice)
Field Goal Attempts	4 vs. Texas Southern (11/18/10)
3-Point Field Goals	None
3-Point Field Goal Attempts	1 vs. Texas A&M (1/8/11)
Free Throws Made	1 vs. Virginia (11/23/10)
Free Throw Attempts	2 vs. Virginia (11/23/10)
Rebounds	3 (five times)
Assists	2 vs. Texas Southern (11/18/10)
Blocked Shots	2 (twice)
Steals	None
Minutes Played	19 vs. Texas Southern (11/18/10)



32 CASEY ARENT

6-10, 227, JUNIOR, CENTER
PENRYN, CALIF.
(SIERRA COLLEGE)

PTS	REB	FG%	MIN
3.2	3.2	.500	11.4

ARENT GAME BY GAME IN 2011-12

Date	Opponent	MIN	FG	3FG	FT	O-D-T	PF	A	TO	B	S	TP
N11	Idaho State	12	1-2	0-0	2-2	1-0-1	1	0	3	0	1	4
N18	Coppin State	13	3-5	0-0	0-0	3-6-9	2	1	1	1	0	6
N24	vs. Washington State	9	1-3	0-0	0-0	2-1-3	0	0	2	1	0	2
N25	vs. Santa Clara	8	1-2	0-0	0-0	1-1-2	2	0	0	0	0	2
N27	vs. Saint Louis	15	1-2	0-0	0-0	1-0-1	3	0	0	0	0	2
D2	Sacramento State											
D8	Oral Roberts											
D10	Arkansas											
D17	vs. Houston											
D21	South Carolina State											
D29	at Cincinnati											
D31	Northwestern State											
J3	at Missouri											
J7	Kansas											
J9	at Oklahoma State											
J14	Kansas State											
J17	Texas Tech											
J21	at Texas A&M											
J24	Baylor											
J28	at Kansas State											
F1	at Kansas											
F4	Iowa State											
F6	Missouri											
F11	at Texas Tech											
F14	Texas											
F18	at Iowa State											
F22	Oklahoma State											
F25	at Baylor											
F29	at Texas											
M3	Texas A&M											

* Starter

ARENT'S CAREER HIGHS

Points	6 vs. Coppin State (11/18/11)
Field Goals	3 vs. Coppin State (11/18/11)
Field Goal Attempts	5 vs. Coppin State (11/18/11)
3-Point Field Goals	None
3-Point Field Goal Attempts	None
Free Throws Made	2 vs. Idaho State (11/11/11)
Free Throw Attempts	2 vs. Idaho State (11/11/11)
Rebounds	9 vs. Coppin State (11/18/11)
Assists	1 vs. Coppin State (11/18/11)
Blocked Shots	1 (twice)
Steals	1 vs. Idaho State (11/11/11)
Minutes Played	15 vs. Saint Louis (11/27/11)

ROSTERS

NUMERICAL

No.	Name	Pos.	Cl.	Ht.	Wt.	Hometown (Last School)
1	Sam Grooms	G	Jr.	6-1	203	Greensboro, N.C. (Chipola College [Fla.])
2	Steven Pledger**	G	Jr.	6-4	222	Chesapeake, Va. (Atlantic Shores Christian School)
3	T.J. Franklin^	G	Sr.	5-11	175	Fort Worth, Texas (North Crowley HS)
4	Andrew Fitzgerald**	F	Jr.	6-8	247	Baltimore, Md. (Brewster Academy [N.H.])
5	C.J. Washington*	F	Sr.	6-7	230	Stringtown, Okla. (Connors State JC)
12	Jarrold Kruger&	G	So.	6-1	174	Topeka, Kan. (Kansas State University)
13	James Fraschilla^	G	Fr.	5-10	142	Dallas, Texas (Highland Park HS)
14	Carl Blair*	G	Jr.	6-2	205	Houston, Texas (University of New Orleans)
15	Tyler Neal*	F	So.	6-7	227	Oklahoma City, Okla. (Putnam City West HS)
21	Cameron Clark*	G	So.	6-6	198	Sherman, Texas (Sherman HS)
22	Amath M'Baye#	F	Jr.	6-9	214	Bordeaux, France (University of Wyoming)
24	Romero Osby	F	Jr.	6-8	232	Meridian, Miss. (Mississippi State University)
31	Barry Honoré*^	F	Sr.	6-7	270	Garland, Texas (Southern University)
32	Casey Arent	C	Jr.	6-10	227	Penryn, Calif. (Sierra College)

ALPHABETICAL

No.	Name	Pos.	Cl.	Ht.	Wt.	Hometown (Last School)
32	Casey Arent	C	Jr.	6-10	227	Penryn, Calif. (Sierra College)
14	Carl Blair*	G	Jr.	6-2	205	Houston, Texas (University of New Orleans)
21	Cameron Clark*	G	So.	6-6	198	Sherman, Texas (Sherman HS)
4	Andrew Fitzgerald**	F	Jr.	6-8	247	Baltimore, Md. (Brewster Academy [N.H.])
3	T.J. Franklin^	G	Sr.	5-11	175	Fort Worth, Texas (North Crowley HS)
13	James Fraschilla^	G	Fr.	5-10	142	Dallas, Texas (Highland Park HS)
1	Sam Grooms	G	Jr.	6-1	203	Greensboro, N.C. (Chipola College [Fla.])
31	Barry Honoré*^	F	Sr.	6-7	270	Garland, Texas (Southern University)
12	Jarrold Kruger&	G	So.	6-1	174	Topeka, Kan. (Kansas State University)
22	Amath M'Baye#	F	Jr.	6-9	214	Bordeaux, France (University of Wyoming)
15	Tyler Neal*	F	So.	6-7	227	Oklahoma City, Okla. (Putnam City West HS)
24	Romero Osby	F	Jr.	6-8	232	Meridian, Miss. (Mississippi State University)
2	Steven Pledger**	G	Jr.	6-4	222	Chesapeake, Va. (Atlantic Shores Christian School)
5	C.J. Washington*	F	Sr.	6-7	230	Stringtown, Okla. (Connors State JC)

* Letters earned at Oklahoma

^ Walk-on

& Redshirting

Sitting out the 2011-12 season due to NCAA transfer rules

STAFF

Head Coach: Lon Kruger (Kansas State '75)

Assistant Coaches:

Chris Crutchfield (Nebraska-Omaha '92)

Steve Henson (Kansas State '90)

Lew Hill (Wichita State '88)

Director of Operations:

Mike Shepherd (Kansas State '98)

Video Coordinator:

Scott Thompson (Mississippi '02)

Director of Student-Athlete Performance:

Jozsef Szendrei (Oklahoma '03)

Trainer: Alex Brown (Appalachian State '79)

PRONUNCIATION GUIDE

Casey **Arent**: ARNT

James **Fraschilla**: frush-SHILL-UH

Barry **Honoré**: ahn-o-RAY

Amath M'Baye: ah-MOTT EM-by

Romero **Osby**: AHZ-bee